

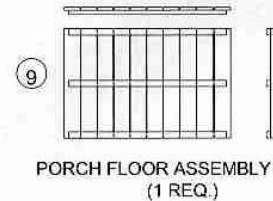
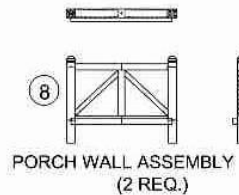
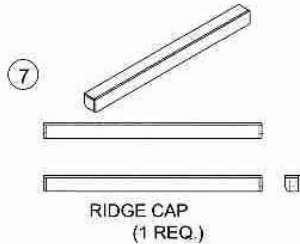
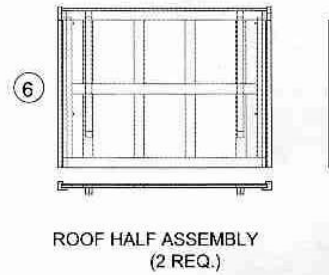
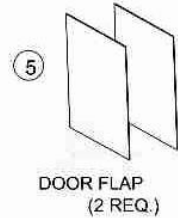
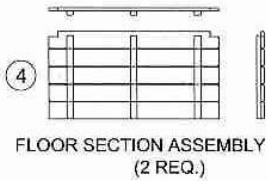
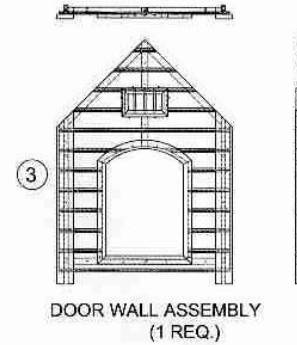
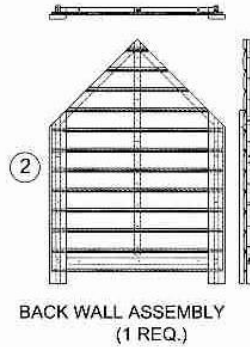
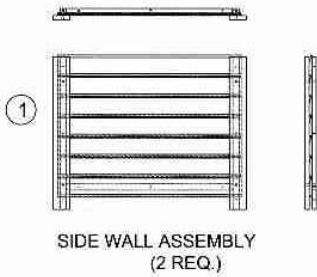
K-9 KASTLE

Assembly Instructions

MAOS

MODEL 2515

Parts Identification



Hardware

- a. (4) 1/4" X 1 5/8" Socket Head Bolts
- b. (8) 1/4" X 2 1/2" Socket Head Bolts
- c. (6) #6 X 3/8" Wood Screws
- d. (6) WS 1/8 X 1" Wood Screw
- e. (6) #10 Flat Washer
- f. (12) 1/4" Flat Washer 14FW

ALLEN WRENCH 1/4"

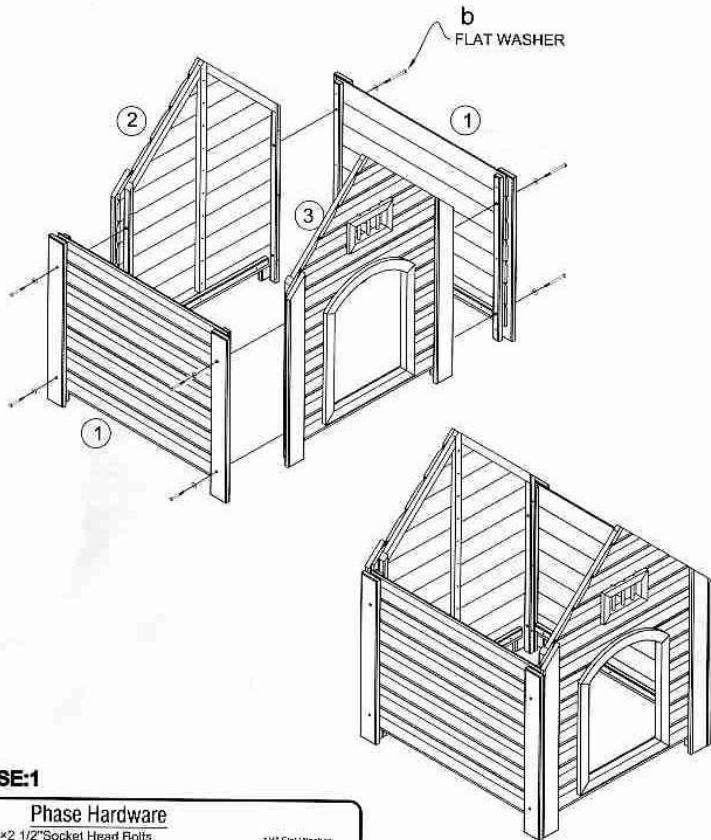
K-9 KASTLE

Assembly Instructions

MAOS

MODEL 2515

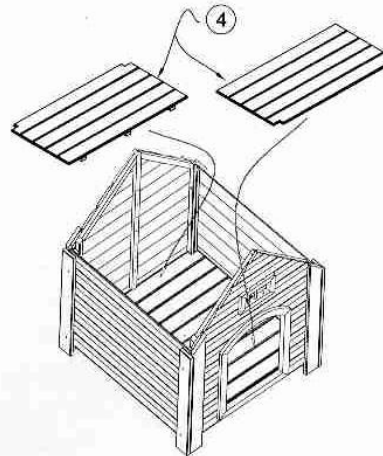
STEP:1



PHASE:1

Phase Hardware	
1/4"x2 1/2" Socket Head Bolts	1/2" Flat Washer
b. (8) 	f. (8) 

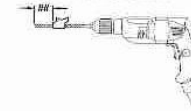
STEP:2



PHASE:2

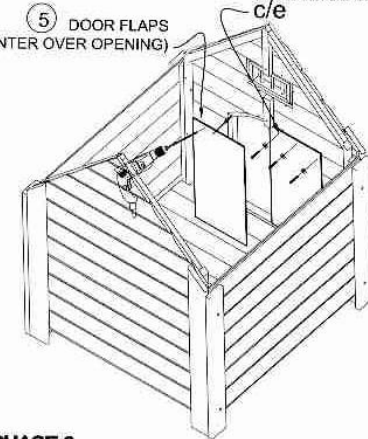
STEP:3

CONSIDER PLACING A STRIP OF TAPE ON THE DRILL BIT IN ORDER TO HELP GAUGE THE PRE-DRILL DEPTH




Pre drill through wall into door trim (to prevent splitting) use 1/16" drillbit 3/8" deep for c/e

5 DOOR FLAPS (CENTER OVER OPENING)



PHASE:3

Phase Hardware

- #10 Flat Washer
- e. 6 
- #8x3/8 Wood Screws
- c. 6 

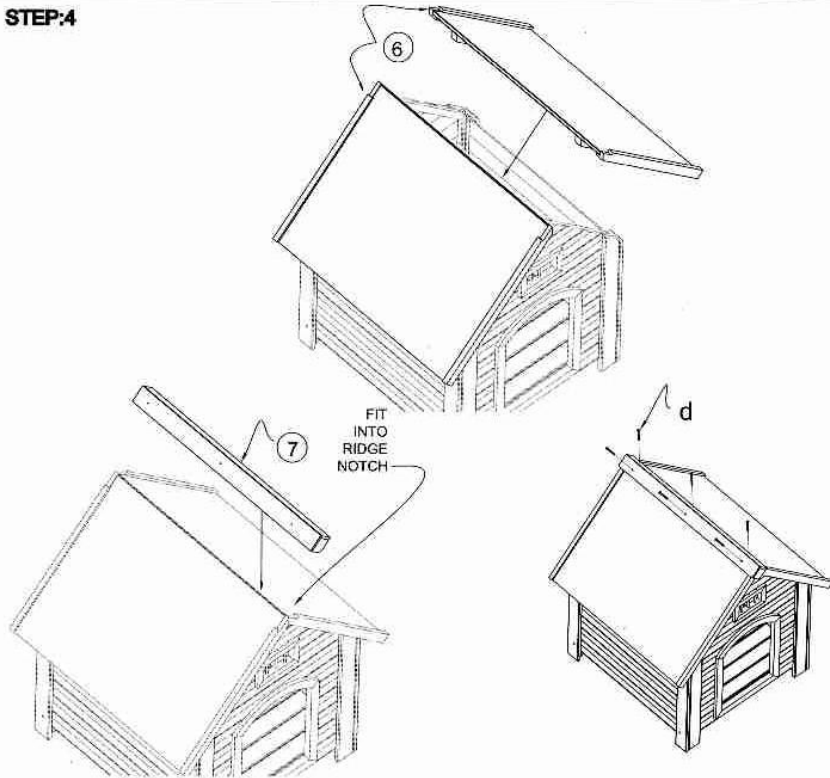
K-9 KASTLE

Assembly Instructions

MODEL 2515

MAOS

STEP:4

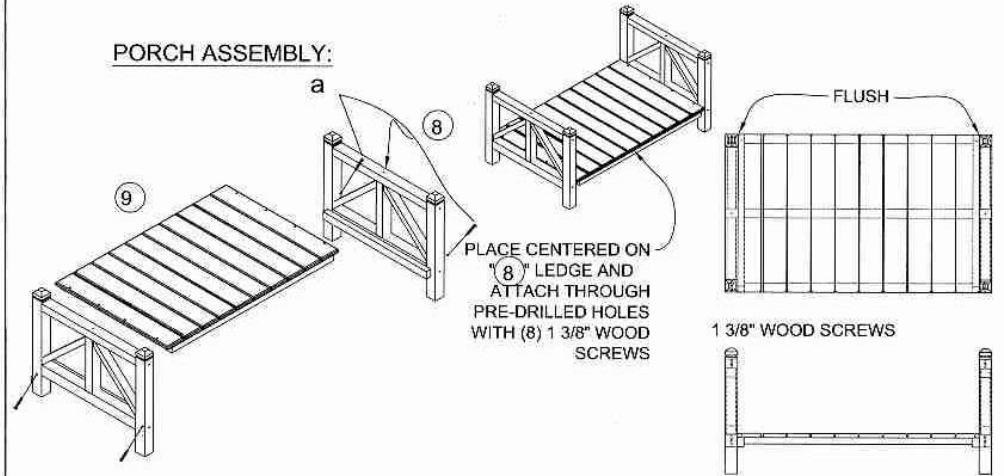


PHASE:4

Phase Hardware

d. (6) WS1/8 X 1" Wood Screw

STEP:5



PHASE:5

Phase Hardware

a. (4) 1 1/2" X 1/2" Round Recessed Post
f. (8) 1/4" Flat Washer

K-9 KASTLE

Assembly Instructions

MODEL 2515

MAOS

Limited Warranty

Our customer service department will review the claim and make contact with the customer by email or by phone. The customer will only pay for shipping and handling to and from factory if warranty is approved.

1-888-363-4967

Monday thru Friday: 9am to 4pm

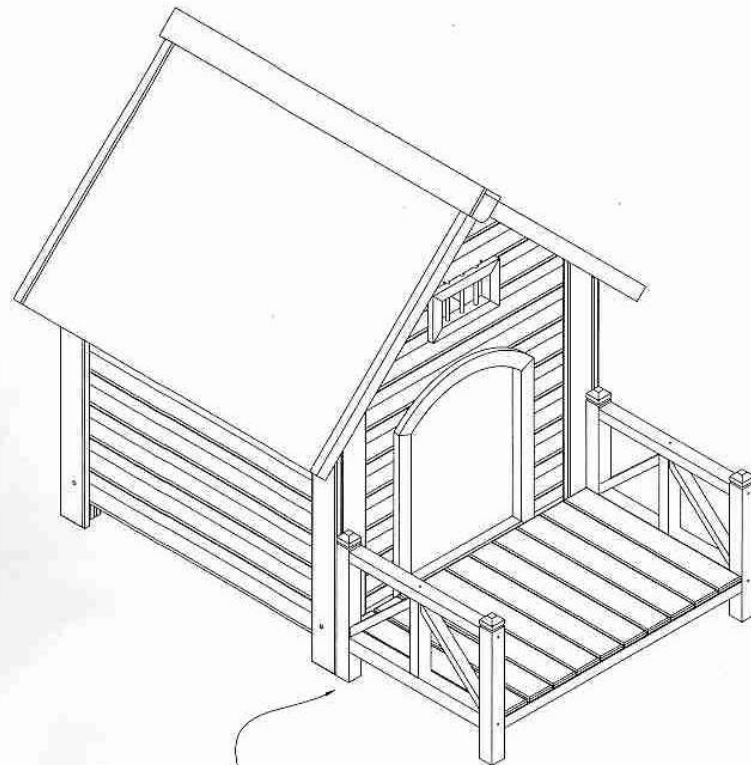
Central Standard Time

Mid America Outdoor Supply insures to the original owner of our product, that the components of our set are free from defect in materials and will be warranted for one year from the date of purchase. All non-wood components will carry a one-year warranty only.

All defective parts that are discovered and reported in the first thirty days after purchase will be replaced at no charge to the registered customer. After thirty days of purchase shipping and handling charges for replacement warranty parts will be passed on to the consumer.

All returned goods must be approved by our customer service department.

Our customer service department can be reached at **1-888-363-4967**.



POSITION PORCH CENTERED
AND PUSHED AGAINST DOG HOUSE.